

# DIGITAL LEVEL CODE ISE-2DT



- Color LCD, touch panel
- X-Y axis measurement
- Set the tolerance and the display is shown in different colors




within the tolerance  
(green)

slightly out of the tolerance  
(yellow)

seriously out of the tolerance  
(red)

- To show the incline with line or bubble



horizontal use

vertical use

lie-down use

color LCD and touch panel

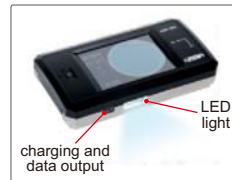
direction of incline



absolute/incremental mode

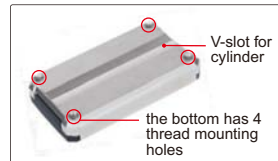
angle of incline

DATA  
OUTPUT



charging and data output

LED light



V-slot for cylinder

the bottom has 4 thread mounting holes

## SPECIFICATION

Measuring range	$\pm 30^\circ$
Resolution	$0.01^\circ$ , 0.1mm/m
Accuracy	$\pm 0.03^\circ$ (range 0~ $3^\circ$ ) $\pm 0.05^\circ$ (range $>3^\circ$ )
Power supply	rechargeable battery
Dimension	115×66×23mm
Weight	224g

## STANDARD DELIVERY

Main unit	1pc
USB cable	1pc

## OPTIONAL ACCESSORY

Software	ISE-2DT-SOFTWARE
----------	------------------