

Hydraulic Machine Vise



PAT NO. 98202966



- New design: Adjustable pressure device.
- Suit for processing of brass, AL, plastic, steel.

- New design: lock proof system: prevent wrong clamping force sticks the vise.
- Ruggedly constructed for milling, drilling, shaping, grinding and many other machine shop applications.
- Sliding bed ways flame hardened and ground.
- Concealed spindle for protection against chips and dirt.
- Hydraulic-booster system for maximum clamping pressure with minimum force.
- Quick of clamping & locking and easy of operation.
- Accuracy within 0.02mm.
- Furnished with or without swivel base.
- Hydraulic-booster system is guaranteed for using 1 years limited.
- The hydraulic oil number is #68.
- For Hydraulic-booster trouble shooting, please see manual.

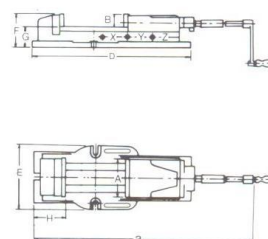


Hydraulic controller:
provide stable pressure,
hydro indexer.

Order No. & Dimensions

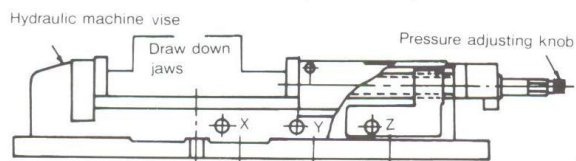
Unit:mm

ORDER NO.	A	B	C OPEN	a	D	E	F	G	H	Max. Clamp Force	G.W. (kg)	Meas CFT	CODE NO.
VH-4	105	36	170	525	440	170	95	58	95	2500kgs	(C)27.2	0.8	1002-001
VH-5	130	48	210	670	550	207	120	70.5	107	4500kgs	(C)47.4	1.5	1002-002
VH-6	150	53	300	800	620	225	135	82.5	117	4500kgs	(C)63	2.2	1002-003
VH-8	200	62	300	900	680	280	162	100	150	7500kgs	(W)106.6	3.6	1002-004

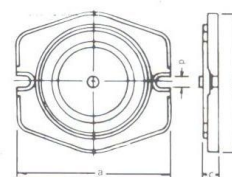


CLAMPING CAPACITY

(3 STEPS CLAMPING POSITION FIG)



Swivel base



Max. Opening Size Clamping Capacity

Unit:mm

ORDER NO.	X	Y	Z
VH-4, VHT-4	0-60	57-115	110-170
VH-5	0-70	68-144	142-210
VH-6, VHT-6	0-100	95-200	195-300
VH-8	0-100	98-200	195-300

Swivel base

Unit:mm

ORDER NO.	a	b	c	d	G.W. (kg)	CODE NO.
HS-4	280	210	28	16	4	1002-010
HS-5	297	267	33	16	7	1002-011
HS-6	335	310	36	19	10	1002-012
HS-8	373	355	41	19	16	1002-013